


OUTDOOR CLASSROOM CASE STUDY 2: CRICHTON PARK ELEMENTARY SCHOOL (DARTMOUTH, N.S.)



PROJECT BACKGROUND


One parent at Crichton Park Elementary School in Dartmouth, Nova Scotia, put forward an idea to implement a designated outdoor classroom at the school. Knowing the impacts of COVID-19 on students and schools this year, this parent hopes to see all students at Crichton Park participating in active and safe learning in an outdoor setting. In addition to that, this parent recognizes the long-term advantage of a health-promoting space for learning outside through movement-based activities. While the project idea is in its initial stages, every step that has been taken so far has been documented to give an idea of how a project like this can be brought to life.

WHAT ARE THE INITIAL STEPS?


1. Present the project idea to the School Advisory Council
2. Identify key members to make up the project team
3. Identify and include other key partners and community members
4. Facilitate focus groups including key stakeholders (students, teachers, principal, etc.) to create a common goal and define roles and priorities
5. Co-design the outdoor classroom with key stakeholders and partners
6. Obtain funding through school/community fundraisers, corporate sponsorships and different grants (ex. TD Friends of the Environment Foundation)
7. Connect with local contractors and building stores (materials and labour)

WHO IS INVOLVED?

- Principal
- Teachers/staff
- Administration
- Families
- Darren Fisher (MP) / Sam Austin (Councillor for Dartmouth Centre)
- Jacob Ritchie (Director of Operations Services at Halifax Regional Centre for Education)
- Active Smarter Kids (ASK project) - discuss considerations for developing a conducive environment for physical activity-based learning
- Department of Community, Culture and Heritage
- Halifax Regional Centre for Education/Nova Scotia Health
- Home and School Committee - in Crichton Park School
- Cobequid Consulting
- HRCE Indigenous Artists



OUTDOOR CLASSROOM CASE STUDY 2: CRICHTON PARK ELEMENTARY SCHOOL (DARTMOUTH, N.S.)



KEY STEPS

- Connecting with and visiting other schools that have already implemented an outdoor classroom project and. This step can be used to get a more precise idea of what the steps are in creating such a project in a school setting.
- Getting the right people involved is key to a successful outdoor classroom project. Having these connections and being able to receive support from others can really benefit a project like this and in bringing it to life.
- Identifying funding opportunities
- Recognizing provincial priorities and aligning with what is most relevant. Let's Get Moving.
- Seeing if your school could be a pilot project for organizations doing something in relation to outdoor classrooms.
- Creating posters/documents that can be used to communicate the project widely and to kick off fundraising efforts

ESTIMATED BUDGET

Item 1: Physical infrastructure (materials and labour): \$35,000

Item 2: Teaching materials and resources: \$2,500

Item 3: Professional development (Free if provided through NS ASK)

Item 4: Project champion 1 day/week (8 hours) at \$20/hr, Sept-June: \$5,120

Estimated total: **\$42,620**

ANTICIPATED FUNDING SOURCES

- Health School Communities Grant: \$2,000
- SAC and H&S Committees: \$10,000
- Wellness grants: \$8,100
- Donations: \$1,500
- Sam Austin: \$1,000
- TD Friends of the Environment Fund: \$8,000
- NS Teachers Union: \$2,000
- Kent Building Supplies: Donations and Sponsorships
- Project Champion: \$5,120
- Community fundraising and engagement efforts for in-kind and/or financial contributions

